

Consolidated Business Performance for the First Two Quarters of the Fiscal Year Ending March 2013 (Fiscal 2013)

TAIYO NIPPON SANSO Corporation



Results Briefing - Content

- 1. Consolidated Business Performance for the First Two Quarters of FY2013**
- 2. Management Policies and Priority Issues**
- 3. Important Fields for Technology Development**
- 4. Consolidated Full-Year Forecasts for FY2013**



Nov 7, 2012

Consolidated Business Performance for the First Two Quarters of FY2013



Nov 7, 2012

Consolidated Business Performance for the First Two Quarters of FY 2013

	Previous first two quarters Ratio to sales	Reporting first two quarters (Announced targets)	Reporting first two quarters (Results)	YoY change % change	Billions of yen Change from announced targets % change
Sales	234.7	228.0	228.2	-6.5 -2.8%	0.2 0.1%
Operating Income	15.7 6.7%	12.5 5.4%	12.5 5.5%	-3.2 -20.3%	0 0%
Recurring Income	16.0 6.8%	12.0 5.3%	12.0 5.3%	-3.9 -24.8%	0 0%
Net Income	8.4 3.6%	-7.5 -3.3%	-7.9 -3.5%	-16.3	-0.4



Nov 7, 2012

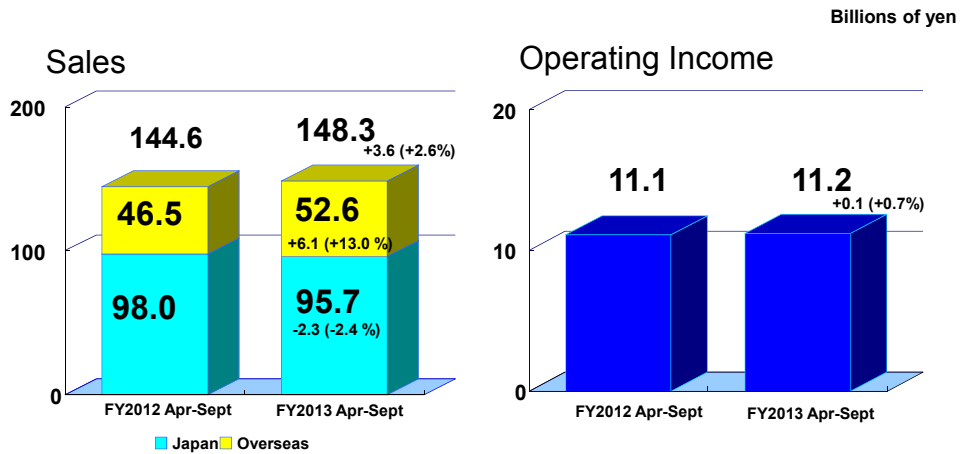
Performance by Segment

Performance by Segment in FY 2013

Billions of yen

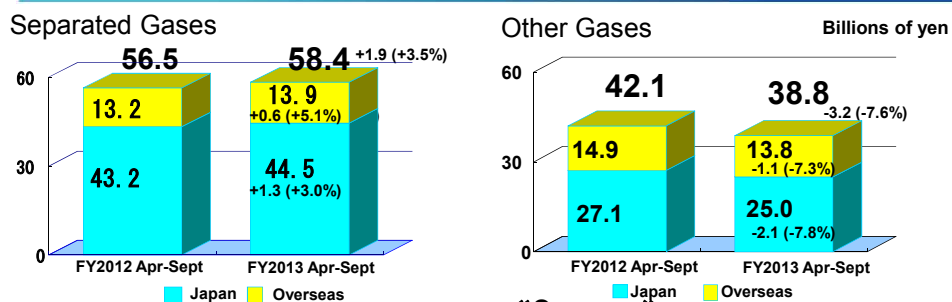
	First two quarters of FY 2012		Margin	First two quarters of FY 2013		Margin
	Sales	Operating Income		Sales	Operating Income	
Industrial gases	144.6	11.1	7.7%	148.3	11.2	7.6%
Electronics	56.1	3.1	5.6%	46.1	- 0.6	-1.3%
Energy	17.7	0.6	3.7%	17.4	0.7	4.4%
Other	16.2	1.5	9.3%	16.3	1.7	10.8%
Adjustments		- 0.6			- 0.6	
Total	234.7	15.7	6.7%	228.2	12.5	5.5%

Industrial Gas-Related Businesses



* The graph contains figures for both Japan and overseas sales.

Major Industrial Gas-Related Businesses (Sales)



«Overseas»

- ◆ Brisk nitrogen sales in North America

«Japan»

- ◆ Driven by strong auto production, nitrogen and oxygen sales increase
- ◆ Prices raised in Kanto region

«Overseas»

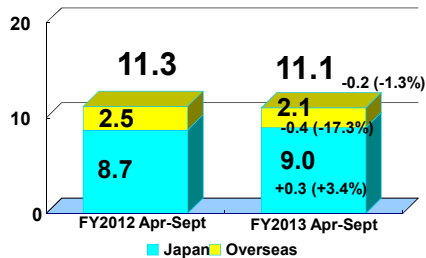
- ◆ Sales of acetylene, for which there was special demand due to last year's carbide plant accident, were down in North America in FY 2013

«Japan»

- ◆ In 1st half FY2012, some consolidated subsidiaries changed their accounting period, causing sales to increase
- ◆ Demand for carbon dioxide decreased

Major Industrial Gas-Related Businesses (Sales)

Gas-related Equipment, etc.



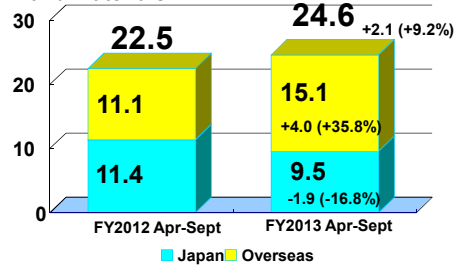
«Overseas»

- ◆ In North America, sales of gas supply equipment, etc. decreased

«Japan»

- ◆ Sales of gas supply equipment and number of gas use equipment reconstruction projects increased

Cutting and Welding Equipment and Materials



«Overseas»

- ◆ New consolidation effects
- ◆ Sales of hard goods strong in North America

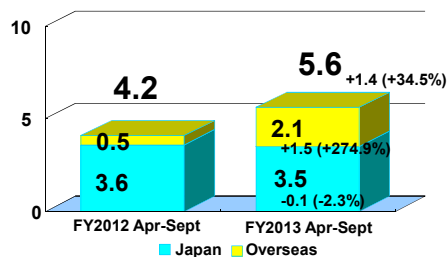
«Japan»

- ◆ In 1st half FY2012, some consolidated subsidiaries changed their accounting period, causing sales to increase
- ◆ Welding material demand decreases

Major Industrial Gas-Related Businesses (Sales)

Plants and Machinery

Billions of yen

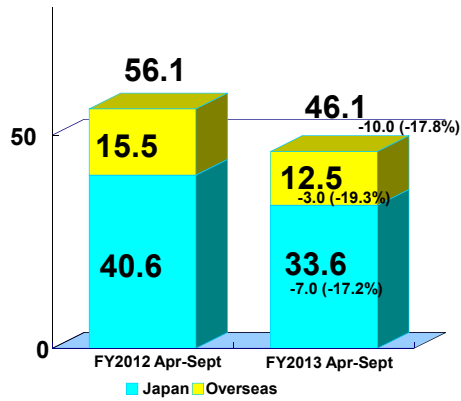


«Japan・Overseas»

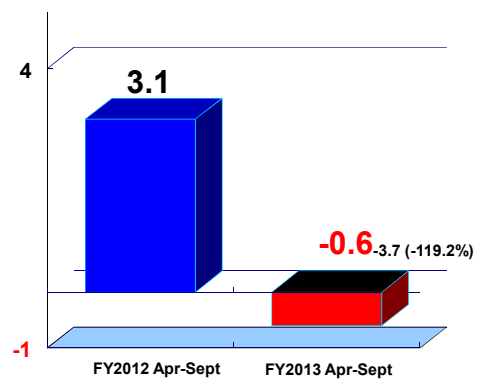
- ◆ Large construction projects proceeding smoothly
- ◆ Decline in large projects in 1st half FY2013
- ◆ Space simulation chamber projects increased

Electronics-Related Businesses

Sales

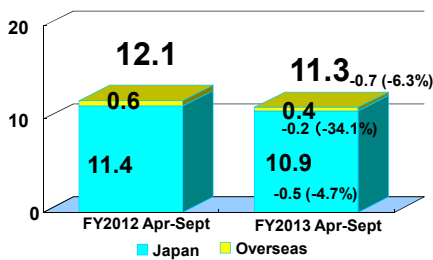


Operating Income



Major Electronics-Related Businesses (Sales)

Separated Gases



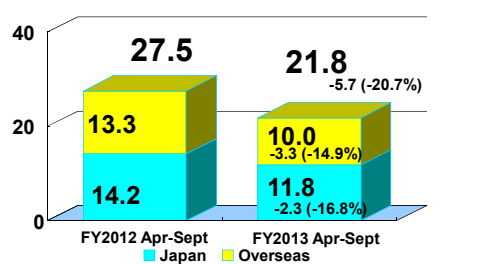
«Overseas»

- ◆ Nitrogen and Argon sales decrease in North America

«Japan»

- ◆ Argon sales decline on lower production of silicon wafers

Electronic Material Gases



«Overseas»

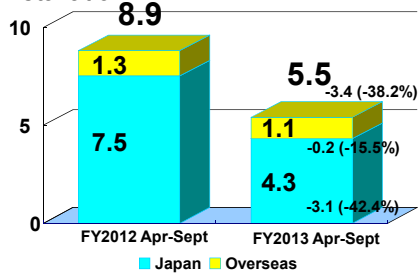
- ◆ Sales down after disposal of SDS business

«Japan»

- ◆ Sales volume and value decline on decreased production of semiconductors, LCD panels, and solar cells

Major Electronics-Related Businesses (Sales)

Electronics Related Equipment and Installation



«Overseas»

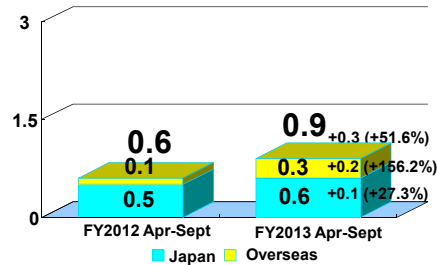
- ◆ Equipment projects in North America decrease

«Japan»

- ◆ Large equipment and installation projects drop sharply

MOCVD Equipment

Billions of yen



«Overseas»

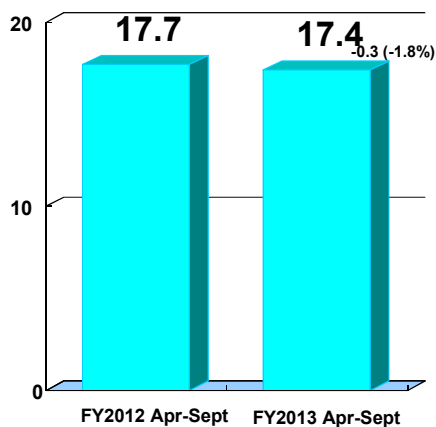
- ◆ Delivery to Taiwan LED manufacturer

«Japan»

- ◆ Order from Japan LED manufacturer
- ◆ Received UR26K order for power semiconductors

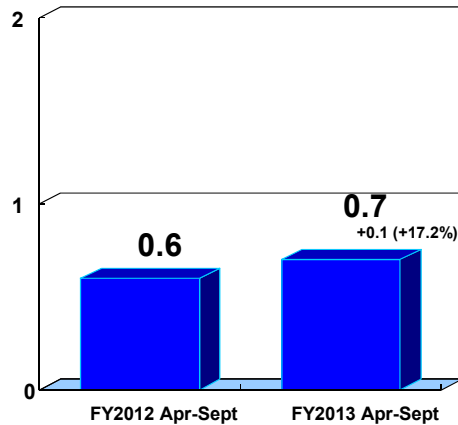
Energy-Related Businesses

Sales



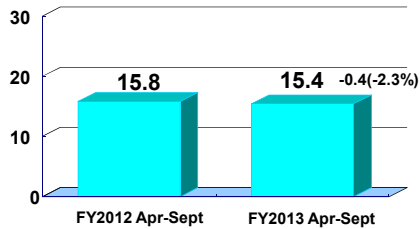
Operating Income

Billions of yen



Major Energy-Related Businesses (Sales)

LP Gas

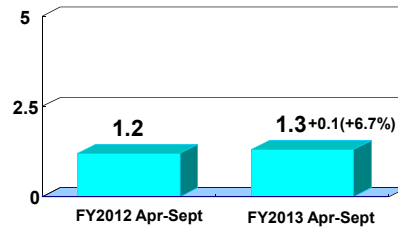


«Japan»

- ◆ Slight drop in order volume due to industrial demand decrease
- ◆ Slight drop in import costs

Equipment and Installation, etc.

Billions of yen

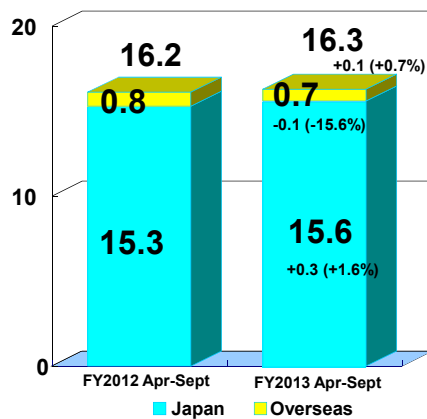


«Japan»

- ◆ Inquires for GHP and "Ene-Farm" fuel cell co-generation systems increase due to concerns about electric power supply

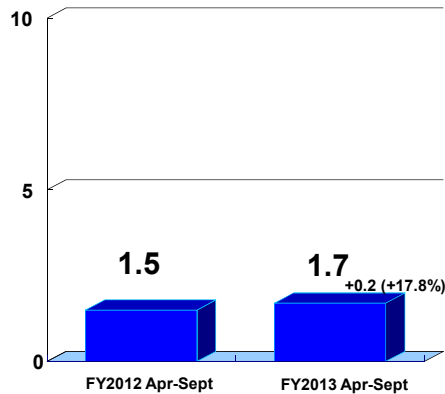
Other Businesses

Sales



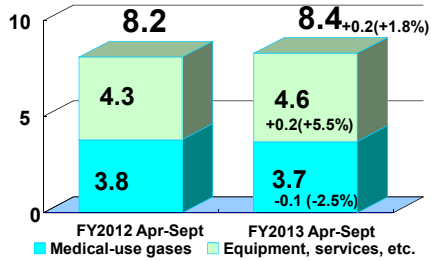
Operating Income

Billions of yen



Major Other Businesses (Sales)

Medical Business

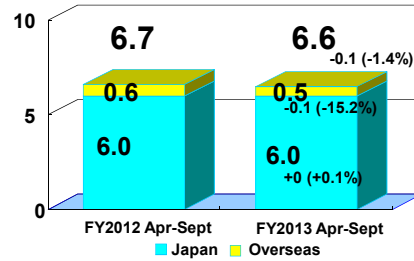


«Japan»

- ◆ Slight decrease in medical-use oxygen sales
- ◆ Medical-related equipment sales are strong
- ◆ Equipment for hospital sales are brisk

Thermos Business

Billions of yen



«Overseas»

- ◆ Sales company established in South Korea last year is not included in the scope of consolidation

«Japan»

- ◆ Demand flat for mainstay sport-use stainless steel vacuum insulated bottles



TAIYO NIPPON SANSO
The Gas Professionals

Nov 7, 2012

Management Policies & Priority Issues



TAIYO NIPPON SANSO
The Gas Professionals

Nov 7, 2012

Management Policies

Further strengthen Japan
business base

Further expand
overseas business

Revitalization of
Taiyo Nippon Sanso Group

Aiming to become major Asian-born player in
the global industrial gases industry

Priority Issues

- ◆ Organizational restructuring centered on industrial gases and electronics-related businesses
- ◆ Expansion of overseas business including boosting the earning capacity of North American business
- ◆ Strengthen response capabilities of plant engineering
- ◆ New business creation to become new earnings pillar

Raise earnings by ¥5.0 billion
over the short term

Important Fields for Technology Development

Important Fields for Technology Development

- 1. Plant Engineering**
 - Technology introduction
- 2. Advanced Medical Treatment**
 - Oxygen stable isotopes
 - Cryopreservation systems
- 3. Environment and Energy**
 - Hydrogen filling stations
- 4. Electronics**
 - Advanced MOCVD equipment - UR26K
- 5. Space Development**
 - Space-simulation chambers

1. Plant Engineering


<Large air separation plants> (Overview)

- Cryogenic air separation plants have continued to be improved and upgraded over their 100-year history
- A recent major technological advancement is the reduction of the electric power consumption rate using large air separation plants and packed columns
- Boasts largest oxygen production volume in Japan at 65000Nm³/h

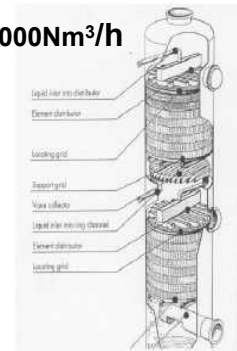
Oxygen Plant Progress Over Last 30 Years

Air separation plants	NR160	MG1520000	MG243000
Year launched	1974	1992	2001
Pre-treatment	Reversing Heat Exchange	MS adsorber	MS adsorber
Upper column /RAR column	Sieve Tray	Sieve Tray	Packed column
Condenser	TSCR	TSCR	DFR
Oxygen yield	88.0%	97.1%	99.5%
Nitrogen yield	24.0%	42.2%	68.5%
AR yield	35.0%	80.0%	87.0%
Unit power consumption*	100	97	84

* Unit power consumption are indexed with NR160 at 100.



Filling



Structure of Packed column

1. Plant Engineering

<LNG cold energy technology>

(Overview)

- Air separation plants, which produce liquefied oxygen and liquefied nitrogen, consume large amounts of electrical power in the liquefying process
- Air separation plant, which use LNG cold energy, can reduce electrical power consumption by about 50%
- Can handle a variety of LNG, from low pressure to high pressure
- World's number one delivery record of LNG cold energy air separation plants

(Track record in LNG cold energy air separation plants)

- Delivered Japan's first air separation plant to Yokohama in 1971
- Delivered 9 plants in Japan and 1 plant overseas



Air separation plant (Chiba)



Air separation plant (Aichi)



2. Advance Medical Treatment (oxygen stable isotopes)

<Status>

Demand for oxygen stable isotope Water-¹⁸O, the raw material for medical PET diagnostic agents, is increasing


1. Approved for use in PET diagnostics for Alzheimer's disease in April 2012 in U.S.
2. Existing use for diagnosing cancer is growing at an annual rate of 5-10%

↓

The global market for 1. and 2. combined is expected to double in five years

<TNSC's production capacity>

- Construction of plant with production capacity of 200kg/year is now underway within the Chiba Sanso Center's Sodegaura plant and is scheduled for completion in early 2013
- Combined with existing facilities (Goi plant of Chiba SC), we have an annual capacity of 300kg/year
- Additional plant expansion is now being studied



Goi Plant

Nov 7, 2012



2. Advanced Medical Treatment (Cryopreservation)



Started with livestock breeding / Compact containers of 2L – 36L



Large container

Large preservation containers of 100L – 1000L for basic research



Cell bank

Centralized cell management with large-scale bio-resource preservation



CryoLibrary®

In regenerative medicine, cell management prevents the wrong cells (iPS cells, human cells, etc.) from being taken

1972~

1990~

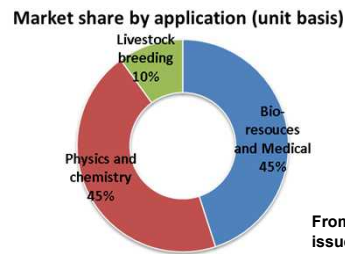
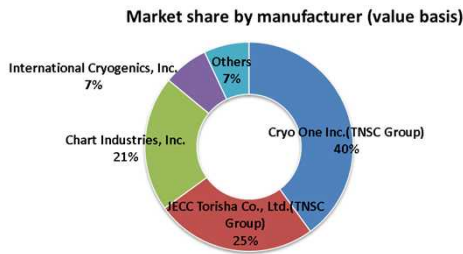
2008~



Nov 7, 2012

2. Advanced Medical Treatment (Cryopreservation)

Share of Japan market for liquid nitrogen cryopreservation



From Aug. 15, 2008
Issue of Gas Review



Large cell bank system

A made-to-order medical project of BioBank Japan in The Institute of Medical Science, The University of Tokyo –
Serum refrigeration management system

[Facility size]

DR1000AT-type containers: 47 (1,000L containers)



Nov 7, 2012


2. Advanced Medical Treatment (Cryopreservation)

A totally automated cryopreservation system for human iPS cells is now under development



Project control: Center for iPS Cell Research and Application (CiRA),
Kyoto University

Project name: NEDO Evaluation-based Technology Development
for Commercialization of Human Stem Cells
* Affiliated with Stem Cell Evaluation Technology
Research Association (SCETRA)



TNSC

Nov 7, 2012

3. Environment and Energy (Hydrogen filling stations)

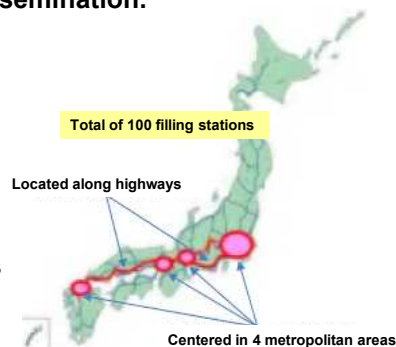
<Japan>

In preparation for the spread of hydrogen fuel cell-powered vehicles (FCVs) beginning in 2015, we are proceeding with our plan to set up hydrogen filling stations at 100 locations nationwide over a three-year period beginning from fiscal 2013.

The equipment costs of actual filling stations is expensive, so it is essential that we sharply lower costs to enable their wide dissemination.

<TNSC's R&D>

- Develop packaged hydrogen stations based on our own compact design
- Cut costs in half
- Begin sales from fiscal 2013 (planned)
- As a Japanese producer, gain a leading position in hydrogen filling station business



Nov 7, 2012

3. Environment and Energy (Hydrogen filling stations)

<Features of TNSC's packaged hydrogen stations>

- User-friendly design in terms of performance, safety, operation, and maintenance
- Space-saving: Length: 7000mm Width: 2000mm Height: 2590mm (equivalent to 20 sq. ft. container)
- Fill pressure: Both 35MPa and 70MPa
- Fill speed: Hydrogen 5kg/3 min.
- Pre-cool: -40°C
- Gas storage capacity: Largest in Japan (pressure reservoir: 93MPa, 255L x 4 tanks)



Nov 7, 2012

4. Electronics (Advanced MOCVD)

UR26K large-diameter mass-production type MOCVD equipment

【 Features 】

- 6 inches x 10 wafers
or
8 inches x 6 wafers



**Largest treatable wafer surface
in the world**

- **Efficiency: Highly efficient deposition
process based on gas
control technology**



Nov 7,2012

4. Electronics (Advanced MOCVD)

UR26K large-diameter mass-production type MOCVD equipment

(Orders)

- From Japanese semiconductor manufacturers (for power devices)
⇒ Delivered in 2012
- From Nagoya Institute of Technology's Nitride Semiconductor Multi-Business Creation Center (Tentative name)
⇒ Delivery scheduled for 2013

(Outlook)

**Full scale demand for MOCVD equipment for
power devices will start in 2014**



Nov 7,2012

5. Space Development (Space-simulation chambers)

Satellite-related business

- ◆ When satellites are developed, earth-based testing in space simulation chambers is essential
- ◆ TNSC space simulation chambers were used in Japan's Hayabusa Space Project



Image provided by:  宇宙航空研究開発機構
Japan Aerospace Exploration Agency



Large-scale space simulation chambers
Used to test satellites



Small-scale space simulation chamber
Used to test satellite components, engine endurance, etc.



Nov 7, 2012

5. Space Development (Space-simulation chambers)

- ◇ Satellite business competition is intensifying in Japan and overseas
- ⇒ Space-simulation chamber competition is increasing

(Public/Private-sector institutions)	
1. Large thermal vacuum space chambers	2
2. Large special space chambers	1
3. Mid-size thermal vacuum space chambers	1
4. Small thermal vacuum space chambers	3
(University-related)	
1. Small- to mid-size space chambers	2
Estimated value (Japan): about ¥4.2 billion	

Overseas projects/for Southeast Asia	
1. Large thermal vacuum space chambers	
2. Small thermal vacuum space chambers	
Estimated value (overseas): about ¥0.6 billion	

«Delivery Record»
Total: 71 chambers (all in Japan)
Total value of orders: about ¥12 billion




Image provided by: JAXA



Nov 7, 2012

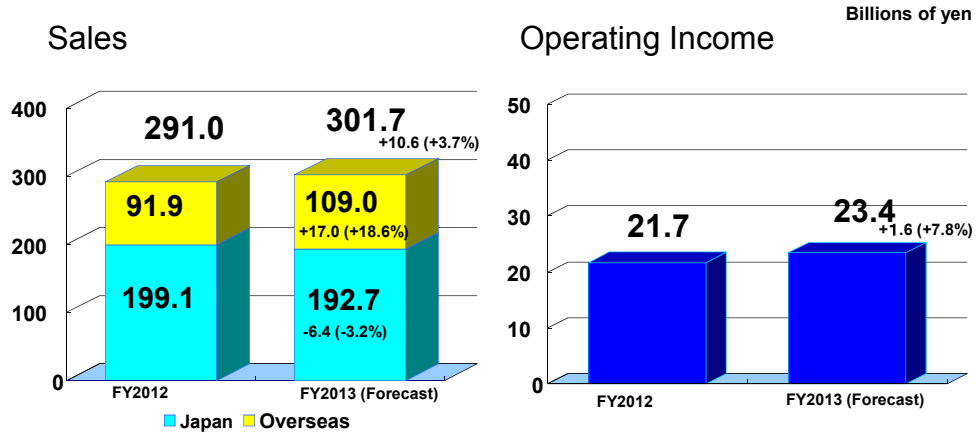
Consolidated Full-Term Forecasts for FY2013

Consolidated Full-Term Forecasts for FY2013

Billions of yen

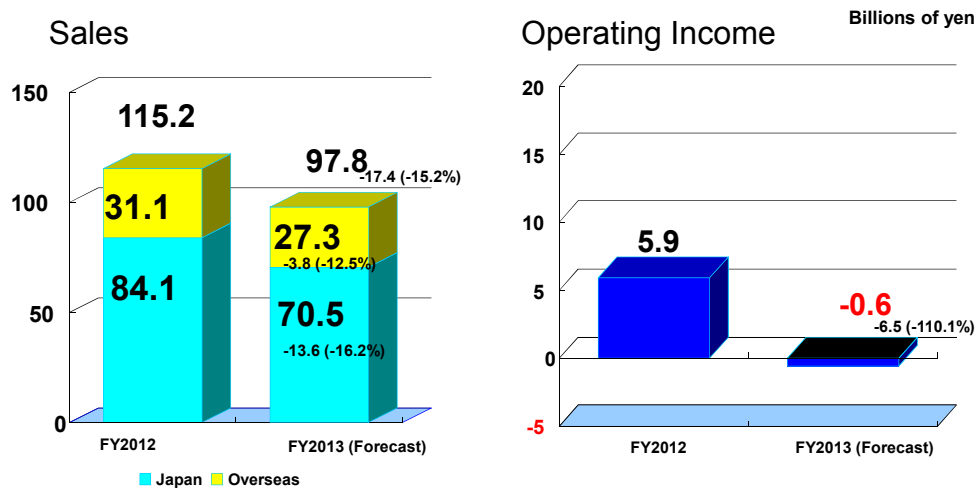
	FY2012 (Results)	FY2013 (Forecast)	Change (YoY)	% change (YoY)
Sales	477.4	474.0	-3.4	-0.7%
Operating Income	31.0 6.5%	26.3 5.5%	-4.7	-15.3%
Recurring Income	29.7 6.2%	24.3 5.1%	-5.4	-18.3%
Net Income	21.2 4.4%	0 0%	-21.2	-100.0%

Industrial Gases Business Segment Forecasts for FY2013



Nov 7, 2012

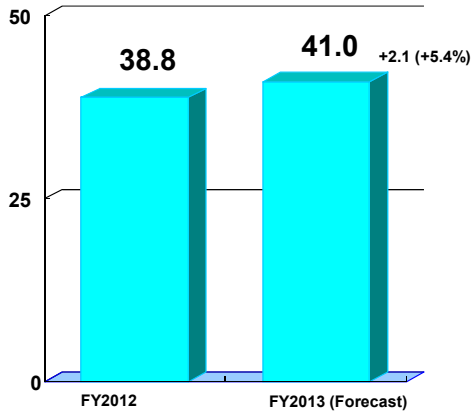
Electronics Business Segment Forecasts for FY2013



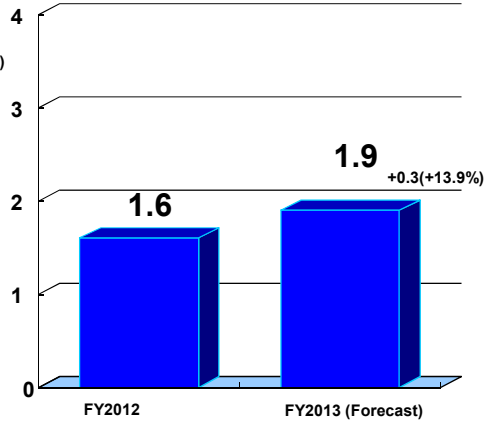
Nov 7, 2012

Energy Business Segment Forecasts for FY2013

Sales

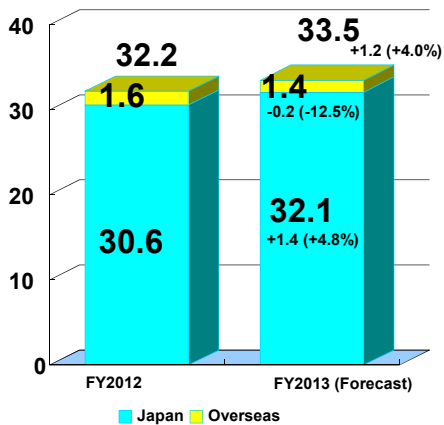


Operating Income

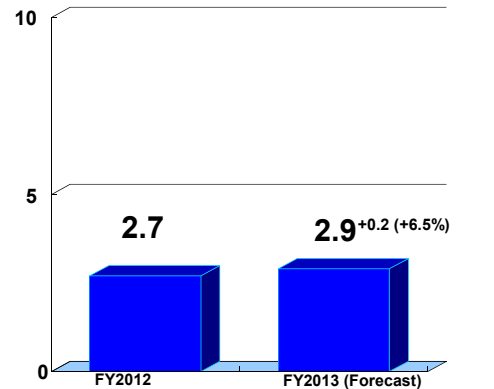


Other Businesses Segment Forecasts for FY2013

Sales



Operating Income



Disclaimer

- **This material is not intended for purposes of disclosure for securities transactions, and it is impossible to guarantee that the information contained in this presentation is accurate and complete.**
- **This presentation and report contain forward-looking statements (estimates and forecasts) regarding the future plans, strategies, activities and performance of Taiyo Nippon Sanso Corporation. Forward-looking statements reflect management's assumptions and beliefs based on information available as of the time of writing. Risks and uncertainties include, but are not limited to, changes in general economic and specific market conditions, currency exchange rate fluctuations, tax systems, and regulations.**
- **Actual results may thus differ substantially from the said forward-looking statements, and investment decisions should not be made solely on the basis of the information provided herein.**